











DAPHNE S24.12.D350

**Type:** ceiling and wall lamp

**Lampshade:** white, hand-blown, three-layered glass, satin opal matt

**Light body:** white painted steel plate



								
E27	2×60(46)W	350	150	20	240	-	-	2600

**Voltage:** 230V

**IK code:** IK01

**Socket:** E27

**Lamps:** 2×60(46)W

**A:** 350 mm

**B:** 150 mm

**C:** 20 mm

**D:** 240 mm

**Motion sensor:** Not available

**Track system:** Not available

**Weight:** 2600 g

Lucis S24.12.D350 DAPHNE / LDC (Polar)

Luminaire: Lucis S24.12.D350 DAPHNE  
Lamps: 2 x Osram CL 60W

