

POLARIS ZL ZL1.11.500.XY

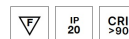
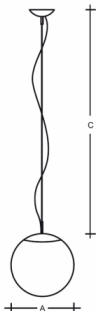
Type: suspension lamp








Lampshade: white, hand-blown, three-layered glass, satin opal matt

Metal parts: painted steel plate RAL 9003 (.31), RAL chrom (.77) or chrome (.80)

Pendant: steel wire suspension with a transparent cable

The luminaire driver is placed right inside the luminaire (LED version).



|  |  |  |  |  |  |  |
|-----------------------------------------------------------------------------------|-----------------------------------------------------------------------------------|-----------------------------------------------------------------------------------|-----------------------------------------------------------------------------------|-------------------------------------------------------------------------------------|-------------------------------------------------------------------------------------|-------------------------------------------------------------------------------------|
| E27 | 1×200(140)W | 500 | 2000 | – | R* | 6700 |

Voltage: 230V

IK code: IK01

Socket: E27

Lamps: 1×200(140)W

A: 500 mm

C: 2000 mm

Motion sensor: Not available

Track system: Available on inquiry

Weight: 6700 g

Lucis ZL1.11.500.X POLARIS ZL / LDC (Polar)

Luminaire: Lucis ZL1.11.500.X POLARIS ZL
Lamps: 1 x Osram 200W

