

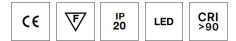

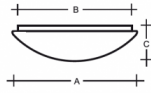
CHARON S29.L1.T135.Y

**Type:** ceiling and wall lamp

**Lampshade:** white, hand-blown, three-layered glass, satin opal matt

**Light body:** white painted steel plate

Could be combined with metal ring in white, chrome, brass or stainless steel.



W	K	Module luminous flux lm	Luminaire luminous flux lm	A	B	C	DALI 2	Motion sensor	Emergency module	Bluetooth	Track system	Weight
21,3	3000	3216	2215	360	290	130	M	O*	P*	Q*	-	2800

Lucis S29.L1.T135 CHARON LED / LDC (Polar)

**Voltage:** 230V

**IK code:** IK01

**Ballast:** Driver

**CRI:** >90

**LED life:** L80/F10 50000 hours

**Watt:** 21,3 W

**Color temperature:** 3000 K

**Module luminous flux:** 3216 lm

**Luminaire luminous flux:** 2215 lm

**A:** 360 mm

**B:** 290 mm

**C:** 130 mm

**Dali 2:** Available

**Motion sensor:** Available on inquiry

**Emergency module:** Available on inquiry

**Bluetooth control:** Available on inquiry

**Track system:** Not available

**Sádrokarton:** Not available

**Weight:** 2800 g

Luminaire: Lucis S29.L1.T135 CHARON LED  
Lamps: 1 x LED G6

