


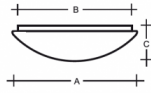
CHARON S24.11.T12.Y






**Type:** ceiling and wall lamp

**Lampshade:** white, hand-blown, three-layered glass, satin opal matt

**Light body:** white painted steel plate

Could be combined with metal ring in white, chrome, brass or stainless steel.



		A	B	C			
E27	1×100(77)W	280	240	125	0*	-	1700

**Voltage:** 230V

**IK code:** IK01

**Socket:** E27

**Lamps:** 1×100(77)W

**A:** 280 mm

**B:** 240 mm

**C:** 125 mm

**Motion sensor:** Available on inquiry

**Track system:** Not available

**Weight:** 1700 g

Lucis S24.111.T12 CHARON / LDC (Polar)

Luminaire: Lucis S24.111.T12 CHARON  
Lamps: 1 x Osram CL 100W

