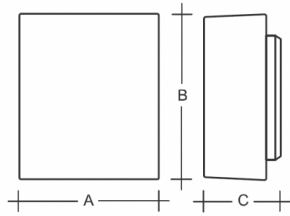










ANANKE S24.12.AN2

**Type:** wall lamp

**Lampshade:** white, hand-blown, three-layered glass, satin opal matt

**Light body:** white painted steel plate



							
E27	2x60(46)W	270	320	150	-	-	3000

**Voltage:** 230V

**IK code:** IK01

**Socket:** E27

**Lamps:** 2x60(46)W

**A:** 270 mm

**B:** 320 mm

**C:** 150 mm

**Motion sensor:** Not available

**Track system:** Not available

**Weight:** 3000 g

Lucis S24.112.AN2 ANANKE / LDC (Polar)

Luminaire: Lucis S24.112.AN2 ANANKE  
Lamps: 2 x Osram CL A 60W, E27

