

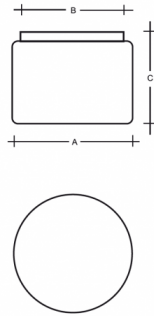
CAPELLA S19.11.R3








**Type:** ceiling lamp

**Lampshade:** white, hand-blown, three-layered glass, satin opal matt

**Light body:** white painted steel plate

Could be combined with metal ring in white, chrome, brass or stainless steel.



		A	B	C			
E27	1x75(57)W	220	190	170	Project 1		

**Voltage:** 230V

**IK code:** IK01

**Socket:** E27

**Lamps:** 1x75(57)W

**A:** 220 mm

**B:** 190 mm

**C:** 170 mm

**Motion sensor:** Not available

**Track system:** Not available

**Weight:** 1700 g

Operator  
Telephone  
Fax  
e-Mail

Lucis S19.11.R3 CAPELLA / LDC (Polar)

Luminaire: Lucis S19.11.R3 CAPELLA  
Lamps: 1 x Osram A CL 75W E27

