

INFINITY II 21.K1.60Y



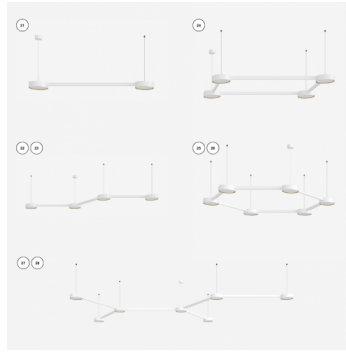
Type: suspension lamp

Lampshade: acrylic glass

Metal parts: painted steel plate RAL 9003 (.60)

Pendant: wire suspension with white cable

Decorative collar: painted steel plate RAL 9003 (.31), RAL 9005 (.39), RAL Argento dorato (.70) or RAL Brass (.74)



W	K	Module luminous flux lm	Luminaire luminous flux lm	A	C	D	E	DALI 2						
37,4	3000	4828	3380	1435	600	220	1000	M	-	P*	Q*	-	-	5740

CRI: >90

LED life: L80/F10 50000 hours

Watt: 37,4 W

Color temperature: 3000 K

Module luminous flux: 4828 lm

Luminaire luminous flux: 3380 lm

A: 1435 mm

C: 600 mm

D: 220 mm

E: 1000 mm

Dali 2: Available

Motion sensor: Not available

Emergency module: Available on inquiry

Track system: Not available

Sádrokarton: Not available

Weight: 5740 g

Lucis 21.K1.X_pc(2) Infinity II / LDC (Polar)

Luminaire: Lucis 21.K1.X_pc(2) Infinity II
Lamps: 1 x LED G5

