
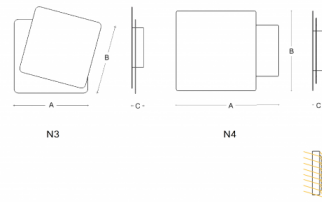



GLOU N3.K2.31Y

Type: wall lamp

Metal parts: painted steel plate RAL 9003, combination (.31) and (.60)



W	K	Module luminous flux lm	Luminaire luminous flux lm	A	B	C	DALI 2	Emergency	Fire	Bluetooth	Track	Weight
19,1	4000	2491	1556	260	240	42	M	-	-	Q*	-	2000

Ballast: Driver

CRI: >90

LED life: L80/F10 50000 hours

Watt: 19,1 W

Color temperature: 4000 K

Module luminous flux: 2491 lm

Luminaire luminous flux: 1556 lm

A: 260 mm

B: 240 mm

C: 42 mm

Dali 2: Available

Motion sensor: Not available

Emergency module: Not available

Bluetooth control: Available on inquiry

Track system: Not available

Sádrokarton: Not available

Weight: 2000 g

Lucis N3.K2.31 GLOU / LDC (Polar)

Luminaire: Lucis N3.K2.31 GLOU
Lamps: 1 x LED 200/140_60

