
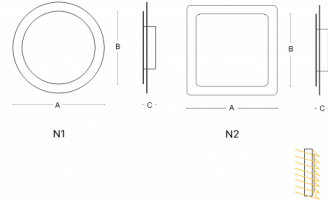



GLOU N1.K2.31Y

Type: luminaire mural

Les pièces métalliques: acier laqué RAL 9003, combinaison (.31) et (.60)



W	K	Module luminous flux lm	Luminaire luminous flux lm	A	B	C	DALI 2	Person Icon	Person Icon	Bluetooth	Person Icon	Weight
19,1	4000	2491	1794	300	240	42	M	-	-	Q*	-	2000

Ballaste: Driver

CRI: >90

La vie de LED: L80/F10 50000 heures

Watt: 19,1 W

Température Couleur: 4000 K

Module lumineux flux: 2491 lm

Luminaire lumineux flux: 1794 lm

A: 300 mm

B: 240 mm

C: 42 mm

Dali 2: Disponible

Capteur de mouvement: Non disponible

Module d'urgence: Non disponible

Contrôle Bluetooth: Disponible sur demande

Track system: Non disponible

Sádrokarton: Non disponible

Poids: 2000 g

N1.K2.60 GLOU / LDC (Polar)

Luminaire: Lucis N1.K2.60 GLOU
Lamps: 1 x LED 200/140_60

