

CAPSULE ZL.11.C20.XY

Type: suspension lamp



Lampshade: white, hand-blown, three-layered glass, satin opal matt










Metal parts: painted aluminum – RAL 7012 (.47), RAL 9003 (.60), RAL 9005 (.61), RAL 3012 (.75) or RAL 6011 (.76)

Pendant: wire suspension with white or black cable

The beam angle of the lighting source can be changed by fixation of the lampshade, see positions A, B or C.

The position of the glass sphere does not change, only the level of the aluminum shade can be adjusted.



								
E27	1x60W(46)	220	350	2000	-	R*	D*	3400

Voltage: 230V

IK code: IK01

Socket: E27

Lamps: 1x60W(46)

A: 220 mm

B: 350 mm

C: 2000 mm

Motion sensor: Not available

Track system: Available on inquiry

Sádrokarton: Available on inquiry

Weight: 3400 g