

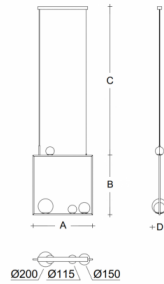
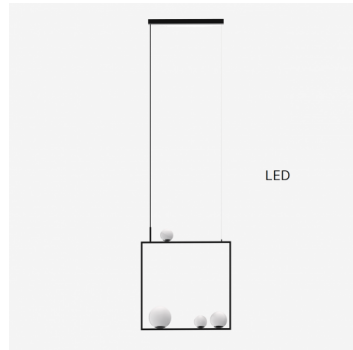
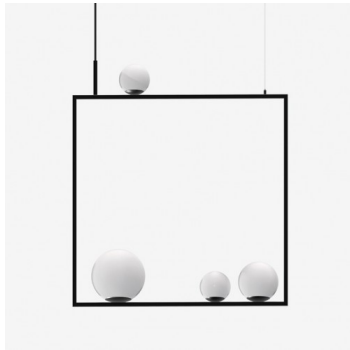
PALA ZL2.L1.P4.45Y

Type: suspension lamp

Lampshade: white, hand-blown, three-layered glass, satin opal matt

Metal parts: painted steel plate RAL 9005 (.45)

Pendant: wire suspension with black cable



| W | K | Module luminous flux lm | Luminaire luminous flux lm | A | B | C | D | DALI 2 | ☺ | ☑ | 📶 | 📄 | 👤 | |
|------|------|-------------------------------|----------------------------------|-----|-----|------|-----|-----------|---|---|----|---|---|------|
| 23,2 | 3000 | 3205 | 2693 | 800 | 800 | 2000 | 200 | M | - | - | Q* | - | - | 6000 |

IK code: IK01

Ballast: Driver

CRI: >90

LED life: L80/F10 50000 hours

Watt: 23,2 W

Color temperature: 3000 K

Module luminous flux: 3205 lm

Luminaire luminous flux: 2693 lm

A: 800 mm

B: 800 mm

C: 2000 mm

D: 200 mm

Dali 2: Available

Motion sensor: Not available

Emergency module: Not available

Bluetooth control: Available on inquiry

Track system: Not available

Sádrokarton: Not available

Weight: 6000 g