

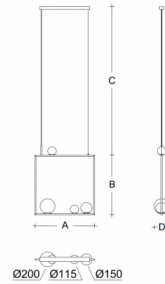
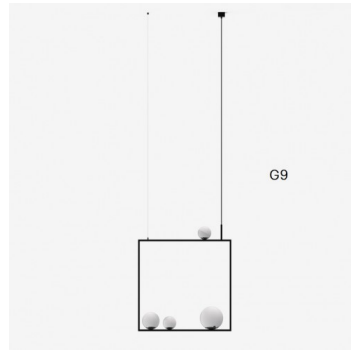
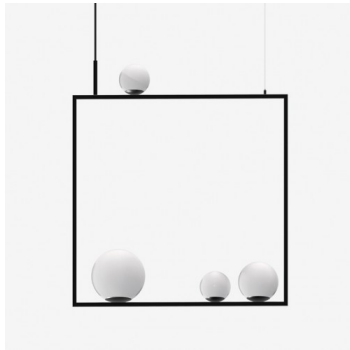
PALA ZL2.11.P4.45






Type: suspension lamp

Lampshade: white, hand-blown, three-layered glass, satin opal matt

Metal parts: painted steel plate RAL 9005 (.45)

Pendant: wire suspension with black cable



		A	B	C	D			
G9	1x60W + 1x48W + 2x33W	800	800	2000	200	-	-	6000

IK code: IK01

Socket: G9

Lamps: 1x60W + 1x48W + 2x33W

A: 800 mm

B: 800 mm

C: 2000 mm

D: 200 mm

Motion sensor: Not available

Track system: Not available

Weight: 6000 g