
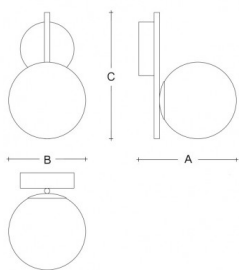



ALFA SR.L1.200.XY

Type: wall lamp

Lampshade: white, hand-blown, three-layered glass, satin opal matt

Light body: painted steel plate RAL 9003 (.60) or RAL 9005 (.61)



W	K	Module luminous flux lm	Luminaire luminous flux lm	A	B	C	DALI 2	☺	☺	☺	☺	☺	☺
8,3	3000	1060	899	255	200	330	M	-	-	-	-	-	1500

Lucis SR.L1.200.X ALFA LED / LDC (Polar)

Voltage: 230V

Ballast: Driver

CRI: >90

LED life: L80/F10 50000 hours

Watt: 8,3 W

Color temperature: 3000 K

Module luminous flux: 1060 lm

Luminaire luminous flux: 899 lm

A: 255 mm

B: 200 mm

C: 330 mm

Dali 2: Available

Motion sensor: Not available

Emergency module: Not available

Bluetooth control: Not available

Track system: Not available

Sádrokarton: Not available

Weight: 1500 g

Luminaire: Lucis SR.L1.200.X ALFA LED
Lamps: 1 x LED G6

