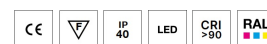
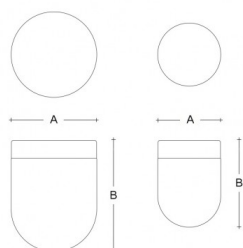



## RETRO BS14.L2.R14.XY

**Type:** ceiling lamp

**Lampshade:** white, hand-blown, three-layered glass, satin opal matt

**Light body:** painted aluminium - RAL white 9016 (.41), RAL black 9005 (.45), RAL Copper (.72), RAL Bronze (.73) or RAL Brass (.74)



W	K	Module luminous flux lm	Luminaire luminous flux lm	A	B	DALI 2	Motion sensor	Emergency module	Bluetooth control	Track system	Weight
8,3	4000	1146	811	140	195	M	-	-	-	-	1500

**Voltage:** 230V

**Ballast:** Driver

**CRI:** >90

**LED life:** L80/F10 50000 hours

**Watt:** 8,3 W

**Color temperature:** 4000 K

**Module luminous flux:** 1146 lm

**Luminaire luminous flux:** 811 lm

**A:** 140 mm

**B:** 195 mm

**Dali 2:** Available

**Motion sensor:** Not available

**Emergency module:** Not available

**Bluetooth control:** Not available

**Track system:** Not available

**Sádrokarton:** Not available

**Weight:** 1500 g

Lucis BS14.L2.R14.X RETRO LED / LDC (Polar)

Luminaire: Lucis BS14.L2.R14.X RETRO LED  
Lamps: 1 x LED G6

