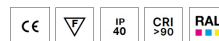
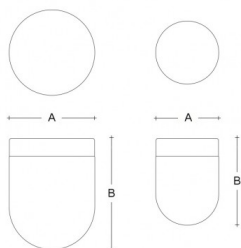



RETRO BS14.11.R14.X

Type: ceiling lamp

Lampshade: white, hand-blown, three-layered glass, satin opal matt

Light body: painted aluminium - RAL white 9016 (.41), RAL black 9005 (.45), RAL Copper (.72), RAL Bronze (.73) or RAL Brass (.74)



						
E27	1x60(46)W	140	195	-	-	1300

Voltage: 230V

Socket: E27

Lamps: 1x60(46)W

A: 140 mm

B: 195 mm

Motion sensor: Not available

Track system: Not available

Weight: 1300 g

Lucis BS14.11.R14.X RETRO / LDC (Polar)

Luminaire: Lucis BS14.11.R14.X RETRO
Lamps: 1 x Osram CL 60W

