

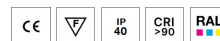

RETRO ZT ZT.11.R19.XY






Type: suspension lamp

Lampshade: white, hand-blown, three-layered glass, satin opal matt

Metal parts: painted steel plate RAL 9016 (.41), RAL 9005 (.45), RAL Copper (.72), RAL Bronze (.73), RAL Brass (.74) or RAL Chrom (.77)

Pendant: rod



		A	B	C			
E27	1x100(77)W	190	250	1000	-	R*	3000

Voltage: 230V

Socket: E27

Lamps: 1x100(77)W

A: 190 mm

B: 250 mm

C: 1000 mm

Motion sensor: Not available

Track system: Available on inquiry

Weight: 3000 g

Lucis ZT.11.R19.X RETRO / LDC (Polar)

Luminaire: Lucis ZT.11.R19.X RETRO
Lamps: 1 x Osram CL 100W

