

RETRO ZT ZT.11.R19.XY

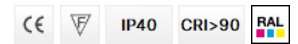
Type: suspension lamp






Lampshade: white, hand-blown, three-layered glass, satin opal matt

Pendant: rod

Colour: RAL9016 (41); RAL9005 (45); RAL Copper (72); RAL Bronze (73); RAL Brass (74)

Light body and pendant: painted steel - RAL white 9016 (.41), RAL 7012 (.47), RAL Argento dorato (.70), RAL Copper (.72), RAL Bronze (.73) or RAL Brass (.74)



		A	B	C			
E27	1x100(77)W	190	250	1000	-	R*	3000

Voltage: 230V

Socket: E27

Lamps: 1x100(77)W

A: 190 mm

B: 250 mm

C: 1000 mm

Motion sensor: Not available

Track system: Available on inquiry

Weight: 3000 g

Lucis ZT.11.R19.X RETRO / LDC (Polar)

Luminaire: Lucis ZT.11.R19.X RETRO
Lamps: 1 x Osram CL 100W

