


RETRO ZT ZT.11.R14.XY






Type: suspension lamp

Lampshade: white, hand-blown, three-layered glass, satin opal matt

Metal parts: painted steel plate RAL 9016 (.41), RAL 9005 (.45), RAL Copper (.72), RAL Bronze (.73), RAL Brass (.74) or RAL Chrom (.77)

Pendant: rod



|  |  | A | B | C |  |  |  |
|---|---|-----|-----|------|---|---|---|
| E27 | 1x60(46)W | 140 | 195 | 1000 | - | R* | 2200 |

Voltage: 230V

Socket: E27

Lamps: 1x60(46)W

A: 140 mm

B: 195 mm

C: 1000 mm

Motion sensor: Not available

Track system: Available on inquiry

Weight: 2200 g

Lucis ZT.11.R14.X RETRO / LDC (Polar)

Luminaire: Lucis ZT.11.R14.X RETRO
Lamps: 1 x Osram CL 60W

