

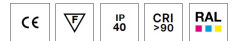
RETRO ZT ZT.11.R14.XY






**Type:** suspension lamp

**Lampshade:** white, hand-blown, three-layered glass, satin opal matt

**Metal parts:** painted steel plate RAL 9016 (.41), RAL 9005 (.45), RAL Copper (.72), RAL Bronze (.73), RAL Brass (.74) or RAL Chrom (.77)

**Pendant:** rod



		A	B	C			
E27	1x60W(max 9W LED)	140	195	1000	-	R*	2200

**Voltage:** 230V

**Socket:** E27

**Lamps:** 1x60W(max 9W LED)

**A:** 140 mm

**B:** 195 mm

**C:** 1000 mm

**Motion sensor:** Not available

**Track system:** Available on inquiry

**Weight:** 2200 g

Lucis ZT.11.R14.X RETRO / LDC (Polar)

Luminaire: Lucis ZT.11.R14.X RETRO  
Lamps: 1 x Osram CL 60W

