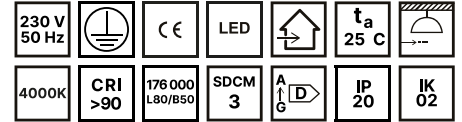


# DAPHNE ZL ZL3.L6.D351.XY

Interior suspension lamp, glare-free uniform light distribution, hand-blown glass shade - triplex opal matt, wire suspension with white or black cable, other metal parts



Watt	K	lm	lm/W	A (mm)	B (mm)	C (mm)	D (mm)	DALI 2	P	Q	Weight
12.5	4000	1575	126	350	160	2000	1000	M	P	Q	3500 g

**Type:** Pendant

**Lampshade:** Hand-blown glass shade - triplex opal matt

**Metal parts:** Painted steel

**Pendant:** wire suspension with white or black cable

**Suspension length:** min. 350 mm, max. (-) mm, standard 2000 mm

**Driver:** directly in the luminaire



Materials and finish

Additional features

ZL3.L6.D351.XY

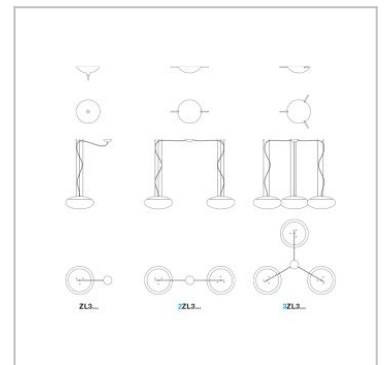
**X**

**31** - RAL 9016 gloss, White gloss  
**77** - RAL CHROM glossy, Glossy chrome

**Y**

**M** - DALI  
**P** - Emergency module  
**Q** - Bluetooth

Available on request



## Technical parameters

Rated voltage:

Power consumption: 12.5 W

CE Declaration of Conformity

Indoor use only

Suitable for mounting on normally flammable surfaces

LED luminaire with electronic driver

This luminaire contains a light source of energy class... D

CCT / Color temperature : 4000 K

Color index CRI 90

MacAdam ellipse: 3

Flicker-free luminaire

Luminous efficacy > 126 lm/W

Terminal block - wire cross section up to 2.5 mm<sup>2</sup>

IP Code / Ingress protection: IP20

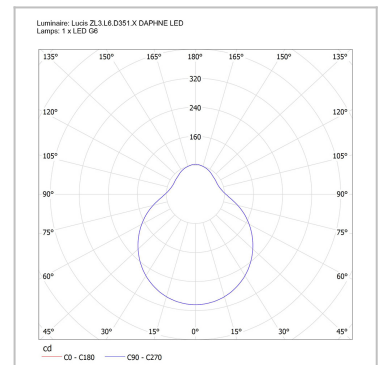
IK Code / Impact resistance: IK02

Luminaire weight: 3500 g

LED lifetime data (t = 25° C), LB FACTOR:

L80B10: 176000 hours

L80B50: 150000 hours



**Max. luminaires per circuit breaker (pcs)**

	B10	B16	C10	C16
ON/OFF	72 pcs	116 pcs	72 pcs	116 pcs
DALI	136 pcs	218 pcs	136 pcs	218 pcs

**Inrush current**

	I <sub>max.</sub>	t
ON/OFF	3.5 A	35 μs
DALI2	9 A	34 μs

**Photometric data**  
DIALux data are available at lucis.eu

